







Story Squares

Use story squares to practice grammar and pronunciation

A story square is a square that is divided into four or six sections. Each section has a simple picture in it. Learners ask and answer questions about the pictures according to the grammar in the activity. For example, you may have learners ask questions in simple present tense or past tense. To add a pronunciation element, choose pictures with specific sounds to practice or pictures that represent commonly confused words.

In the story square below learners work with the vowels /u/ and /ow/, which are often confused, and with Tuesday and Thursday - also often confused.

	Tuesday	Thursday
 Penny		
 Donny		

Start by asking your learners to identify the people, objects and days. Review the pronunciation and grammar that you are focusing on. Then, ask yes/no questions based on the squares. Have the learners respond. Next, ask a -wh question and have the learners respond. For lower learners use only one or two questions. For higher students use a greater variety of questions. Finally, have the learners work together asking and answering questions.

Does Penny buy soup on Tuesday?

Yes, she does.

Does Donny buy soup on Tuesday?

No, he doesn't.

Who buys soup on Thursday?

Donny buys soup on Thursday.

When does penny buy soap?

Penny buys it on Thursday.

What does Donny buy on Tuesday?

He buys soap.

Story Squares

This story square reviews the verb *to buy*, the sounds /u/ and /o^w/ and the words Tuesday and Thursday.

Tuesday


Thursday



Penny



Donny



Story Square





Questions

Use the pictures to ask and answer many questions.

Does Deb like snakes? Yes, she does.

Who likes snacks? Dad likes snacks.

Example: Does Dad like snakes or snacks? He likes snacks.

 <p>Dad</p>		
 <p>Deb</p>	